


Installation manual
English

Watchdog relay
Finder 86 series



Included in this package:



Part	Order code
Watchdog relay 24 V dc, Finder 86 series	H 745400
<i>Inclusief:</i> * Relay socket	-

You will also need:

- A vacant channel on a I/O module 750-527 (24 V dc); If necessary, order one module 750-527; order code H 721050.
- Cable or mounting wire to connect the watchdog relay to the I/O module output.
- Cable to connect the watchdog relay contact to the external alarm circuit.

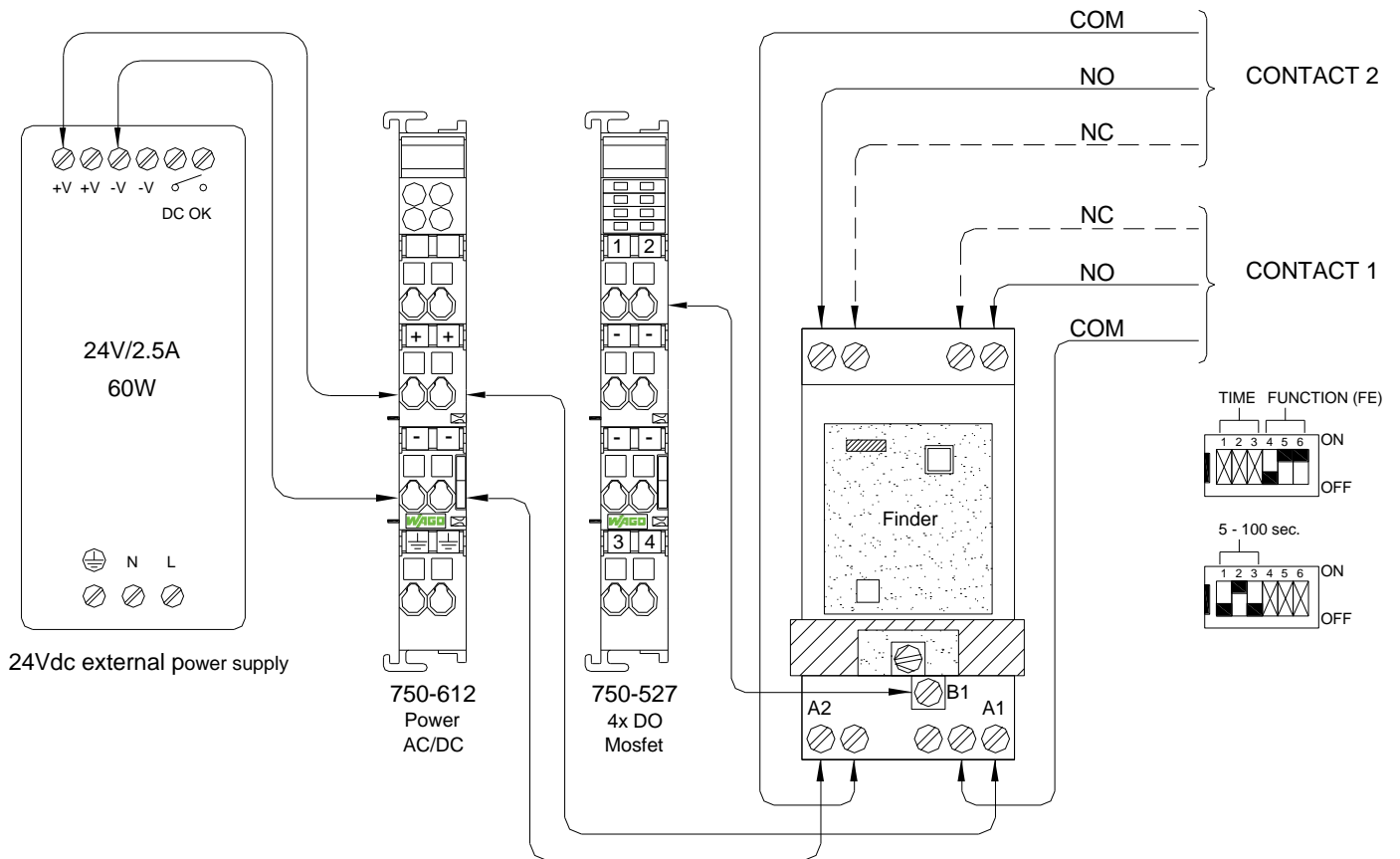
1. Installation

- Check the timer module DIP-switches and set the blue timing potentiometer to approx. 35 sec.
- Click the watchdog relay onto the DIN-rail in the I/O cabinet.



2. Connection

- Connect the 24 V dc power supply of the I/O module 750-612 to terminal A1 and A2.
 - ⓘ Place another I/O module 750-612 and 750-527 powered with 24 V dc when 24 V ac is used with the current voltage supply terminal.
- Connect terminal B1 of the watchdog relay according to the diagram to a vacant channel on a I/O module HA2784 (24 V dc).
- If no channel is available, insert another I/O module 750-527.
 - ⓘ Update the I/O configuration.
- The diagram shows the connections for channel 2 of the I/O module; the connections for channel 1, 3 and 4 should be made in the same manner.
- Connect the Contact 1 terminals 'COM' and 'NO' of the watchdog relay to the external alarm circuit (HGM Central alarm unit)
- Contact 2 of the watchdog relay can be used for signaling or a (telephone) alarm dialer.



3. Notes

- The pulse length generated by the IIVO must be configured at 15 seconds.

Specifications

Timer module	Finder 86.00.0.240.0000
Function	"FE" (watchdog)
Timing	5..100 sec (35 sec)
Output	2x potential free changeover contact
Power	24 V dc, 1.2 W
Temperature range	-20..+50°C

IM_745400_watchdog_relay_finder_86_series_en.docx

30-07-2020



Westlandseweg 190, NL-3131 HX, Vlaardingen
PO Box 108, NL-3130 AC, Vlaardingen
T +31 (0)10 460 80 80
F +31 (0)10 460 80 00
info@hoogendoorn.nl
www.hoogendoorn.nl

Hoogendoorn Growth Management is a trade name of Hoogendoorn Automatisering B.V. The General Terms of Delivery of Installation Companies 2007 (ALIB 2007) are applicable on all our agreements. These general terms are available at our website www.hoogendoorn.nl and will be send to you free of charge on first request

